

Remember to read the instructions or use the .pdo as a reference.

This is a free template for you to print, cut and glue together.

Some papercraft building is recommended before attempting this model.

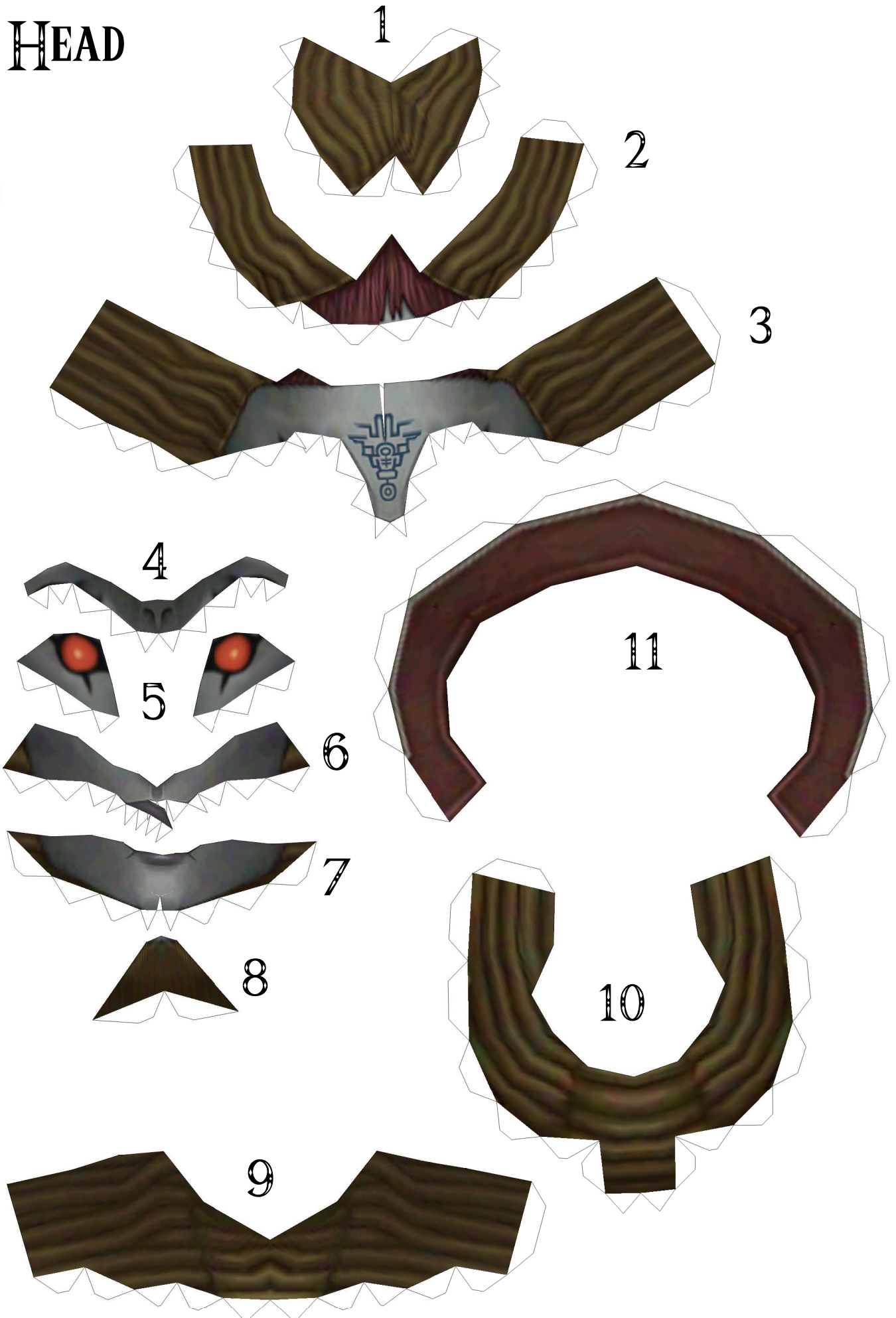


Usurper King Zant

by squeezecheesecake

nintendopapercraft.blogspot.com

HEAD





12

13




21




20



14



19



RIGHT
ARM

18




17



16




15





LEFT
ARM



30


31

**RIGHT
LEG**

33

34

32




LEFT
LEG <

44

43

45





35

36

37

38

40

41

39

46

42

47

48

49

